

FLOORING INSTALLATION KIT WITH MALLET


- Includes all the tools needed to install plank flooring
- **FIKM** includes:
 - (1) **TB7** Tapping Block is used to tightly fasten plank flooring together without damaging the tongue-and-groove system
 - (1) **PB12** Pull Bar is used to tightly fasten plank flooring together in areas where a tapping block won't fit, like against walls and under toe kicks and features felt backing to protect the floor from scratches
 - (48) **WS48** Wall Spacers are used to provide the correct spacing between the flooring being installed and walls
 - (1) 16 oz mallet with a white, non-marking soft face
- Individual items can be purchased separately



EDI	Part#	Description	Outer
33142	FIKM	Flooring Installation Kit w/ Mallet	6

Tapping Block

- Pushes the tongue and groove or edges of resilient vinyl tile, laminate, or hardwood flooring planks together to create a tight seam
- Built with durable materials for long-lasting performance
- For use with a soft face mallet only to protect flooring; never use a metal hammer




Protects Tongue-and-Groove

EDI	Part#	Length-in	Length-mm	Outer
28883	TB7	7	178	8

Pull Bar

- Ideal for installing planks along walls and in tight spaces
- Features felt backing to protect the floor from scratches
- Fastens planks together tightly in areas where a tapping block can't fit
- Measures 12" (305 mm) in length for installing longer planks



Felt Backing





Fits in Tight Areas

EDI	Part#	Length-in	Length-mm	Outer
28885	PB12	12	305	8

Wall Spacers

- Used to maintain an expansion gap between installed flooring and walls
- Spacers are serrated and lock together at desired thicknesses
- Reusable spacers come in bags of 48



Spacers Lock Together

EDI	Part#	Quantity	Outer
28887	WS48	48	6