

ROCK 'N' ROLLER®



- Five times faster than traditional stamping methods
- Easy push and pull pattern imprint
- Unique leverage weight system is adaptable to different concrete sets
- No special setup needed for borders
- Start rolling imprints long before stamps could be applied
- Kit includes: Roller, Frame with Weight Poles, Weights (2), 1 3/4" Push Button Adapter
- Sold 1 per inner pack/1 per outer pack

NOTE: 14" and smaller rollers recommended for touch ups or borders only. Not recommended for large jobs.

Handles for easy lifting and setting of the roller during stamping

Weight system to ensure consistent pattern as concrete begins to set

Push button bracket that accepts 1 3/4" or 1 1/2" handles

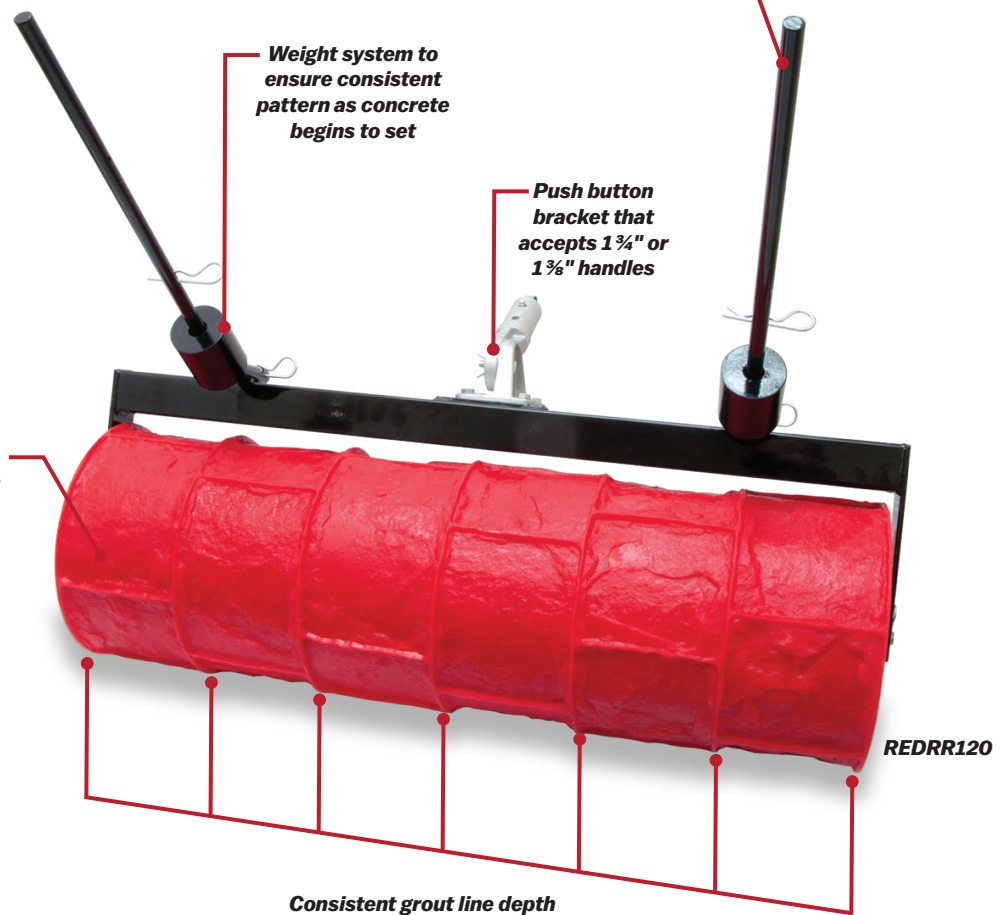
Patterns are cast from actual stone



Cobblestone

EDI	Part#	Description
25223	REDRR120	33 3/16" (849mm) Roller
25226	REDRR125	11 1/16" (287mm) Roller

See other side for more texture options



Consistent grout line depth

REDRR120

ROCK 'N' ROLLER

5X FASTER!



Ashlar Slate

EDI	Part#	Description
25227	REDRR130	35 ¹⁵ / ₁₆ " (913mm) Roller
25230	REDRR135	14" (356mm) Roller



Royal Slate

EDI	Part#	Description
25231	REDRR140	35 ⁷ / ₁₆ " (900mm) Roller
25234	REDRR145	12 ¹ / ₄ " (311mm) Roller




Pathway Slate

EDI	Part#	Description
25235	REDRR150	35 ¹ / ₂ " (902mm) Roller
25238	REDRR155	12" (305mm) Roller




Running Bond Brick

EDI	Part#	Description
25216	REDRR100	35 ¹ / ₈ " (892mm) Roller
25220	REDRR105	11 ³ / ₁₆ " (300mm) Roller




Coarse Stone Texture

EDI	Part#	Description
27219	REDRR305TX	9" (229mm) Roller
27220	REDRR180TX	24" (610mm) Roller



Heavy Slate

EDI	Part#	Description
25221	REDRR110	23 ¹ / ₂ " (597mm) Roller
25249	REDRR300TX	9" (229mm) Roller



Rock Salt

EDI	Part#	Description
25239	REDRR160	24" (610mm) Roller
25240	REDRR160RS	9" (229mm) Roller



Random Stone

EDI	Part#	Description
25241	REDRR165	14 ¹ / ₂ " (369mm) Roller



Heavy Stone

EDI	Part#	Description
25222	REDRR115	23 ³ / ₈ " (600mm) Roller
25250	REDRR301TX	9" (229mm) Roller



Wide Non-Slip Diamond

EDI	Part#	Description
27005	REDRR170	35 ³ / ₄ " (908mm) Roller

Rock 'N' Roller® Compatibility Chart

Stamp	Texture Skin	Rollers	
		Size-in.	Size-mm
Ashlar Slate	Italian Slate	¼ Round	6 Round
Bluestone	Bluestone	¼ Round	6 Round
Cobblestone	Chiseled Slate	¼ Round	6 Round
Colorado Flagstone	Chiseled Slate	¼ Flat or ⅜ Sanded	6 Flat or 10 Sanded
Cottage Slate	Italian Slate	¼ Flat	6 Flat
Fieldstone	Chiseled Slate	¼ Flat or ⅜ Sanded	6 Flat or 10 Sanded
Hardwood Plank	N/A	N/A	N/A
Large Stone Fan	Chiseled Slate	¼ Round	6 Round
Majestic Ashlar	Italian Slate	¼ Round	6 Round
Mayan Circle	Heavy Stone	¼ Flat or ⅜ V	6 Flat or 10 V
Mayan Cobblestone	Heavy Stone	¼ Flat or ⅜ V	6 Flat or 10 V
New Basketweave Brick	New Brick	⅜ Sanded	10 Sanded
New Herringbone Brick	New Brick	¼ Flat or ⅜ V	6 Flat or 10 V
Old Chicago Running Bond Brick	Penn/Old Chicago	⅜ Sanded	10 Sanded
Orchard Stone	Chiseled Slate	⅜ V	10 V
Pennsylvania Avenue Brick	Penn/Old Chicago	¼ Flat	6 Flat
Pennsylvania Herringbone Brick	Penn/Old Chicago	¼ Flat	6 Flat
Slate 6 X 6	Italian Slate	¼ Round	6 Round
Slate 12 X 12	Italian Slate	¼ Round	6 Round
Tetra Stone	Heavy Stone	¼ Flat or ⅜ V	6 Flat or 10 V
Verona Cobblestone	Chiseled Slate	⅜ Sanded	10 Sanded
6" Wood Plank	6WPSKIN	N/A	N/A
12" Wood Plank	WP1xT	N/A	N/A
English Riverstone	Bluestone	¼ Round	6 Round
New Brick Sailor Course	New Brick	¼ Flat	6 Flat
Gilpin's Falls Bridge Plank	Gilpin's Falls	¼ Round	6 Round

Texture Rollers

- Used to create texture next to buildings or other hard to reach areas
- All texture rollers have a feathered edge to allow rolling in any direction while avoiding edge lines
- Accepts standard threaded handle
- To attach a push button pole use **4819** push button adapter (sold separately)



EDI	Part#	Description	Inner/Outer
25249	REDRR300TX	Heavy Slate 9" (229mm)	1/1
25250	REDRR301TX	Heavy Stone 9" (229mm)	1/1
25251	REDRR302TX	Light Slate 9" (229mm)	1/1
25240	REDRR160RS	Rock Salt 9" (229mm)	1/1
27219	REDRR305TX	Coarse Stone 9" (229mm)	1/1
27218	REDRR303TX	Brick 9" (229mm)	1/1



Accessories

- Touch Up Wheels:
 - Used to touch up grout lines
 - Accepts standard threaded handle
 - To attach a push button pole use 4819 push button adapter (sold separately)
- Rock 'N' Roller® Weight
 - Used with Rock 'N' Roller® to help adapt to changing concrete conditions



EDI	Part#	Description	Inner/Outer
25252	REDRR565	¼" (6mm) Round - Touch Up Wheel	1/1
25253	REDRR566	¼" (6mm) Flat - Touch Up Wheel	1/1
25254	REDRR567	⅜" (10mm) Sanded - Touch Up Wheel	1/1
25256	REDRR569	⅜" (10mm) V - Touch Up Wheel	1/1
25219	REDRR100W	4lb. (1.8kg) Weight - Qty.1	1/1

